


BALOGH



BI-1746/** Allen-Bradley SLC[®] Backplane Module

RFID Backplane Module

Industrial Product Range



Key For Tag Suffix

Suffix	Tag Series Description
X	OMX High Speed Industrial R/W Tag Series
E	GIE Industrial R/W Enhanced Speed Tag Series
A	OMA Industrial R/W Tag Series
F	OF Read-Only 7 Byte Industrial Tag Series
L	OLR Long Range 2 Byte Read-Only Industrial Tag
P	OP Light Industrial R/W Tag Series
FC	TAF High Speed R/W Light Industrial Tag Series
IC	TAI Light Industrial R/W Tag Series

Ordering Information

When assembling your part number, please include the corresponding tag suffix.

Example: BI-1746/XX. - OMX High Speed Industrial R/W Tag Series. (Cables Sold Separately)

Characteristics

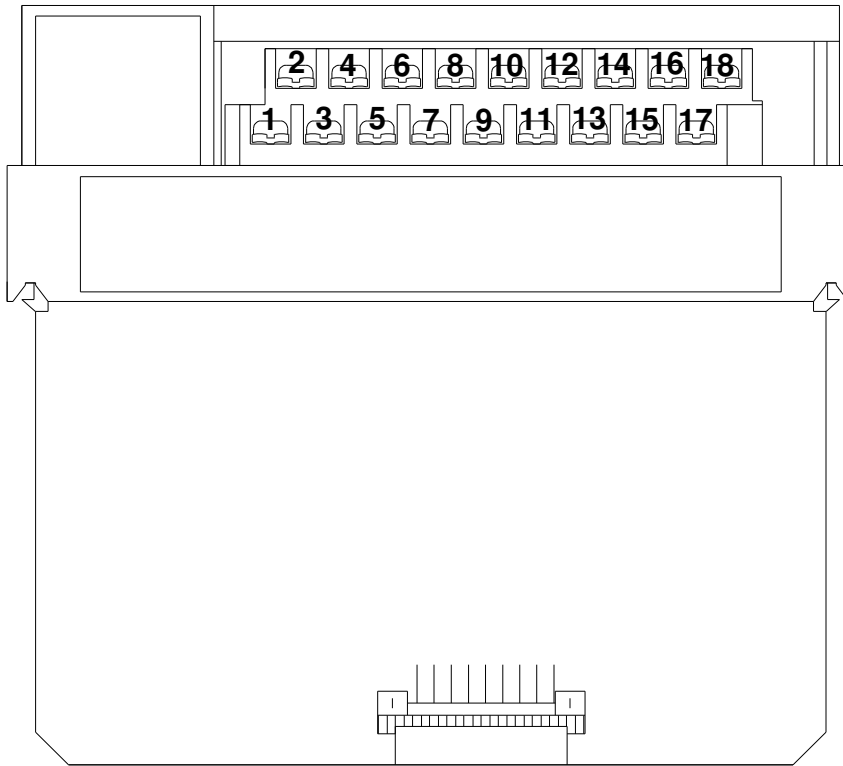
The BALOGH BI-1746/** is an RFID backplane plug-in module for the Allen-Bradley SLC 500 programmable controller. The BI-1746/** allows the PLC to interface with the complete line of BALOGH RFID Passive TAGS. Each module controls up to (2) Transceivers, each operating independently and simultaneously of each other. The BI-1746 has two RS-232 serial ports, one general purpose serial port which can be used to send/receive data. The second serial port provides the ability to upgrade the BI-1746 flash program memory.

The BI-1746/** appears as a specialty I/O interface module to the SLC, with a product I.D. Code of 13635. The BI-1746 receives internal 5 volt DC circuitry power from the backplane chassis. An external 24 volt DC regulated power supply is required for Transceivers, and serial port communications. External hardware devices are optically isolated from internal backplane support circuits.

Features:

- LED Status Indications for Module Status, Module Power, Serial Port Communications, TAG Presence, Transceiver/TAG Fault, Command Execution
- CE compliant
- User RS-232 Serial Port
- Flash upgrade Serial Port
- Controls up to (2) Transceivers
- Easy to use instruction set

Installation Information/Cable Pin Outs



- 1 - USER OUTPUT RS-232 TX1
- 2 - FLASH OUTPUT RS-232 TX2
- 3 - USER SIGNAL GROUND
- 4 - FLASH SIGNAL GROUND
- 5 - USER INPUT RS-232 RX1
- 6 - FLASH INPUT RS-232 RX2
- 7 - CH.2 T/R OUTPUT (WHITE-S)
- 8 - CH.1 T/R OUTPUT (WHITE-S)
- 9 - CH.2 T/R INPUT (BLUE-E)
- 10 - CH.1 T/R INPUT (BLUE-E)
- 11 - CH.2 T/R 0VDC (BLACK-O)
- 12 - CH.1 T/R 0VDC (BLACK-O)
- 13 - CH.2 T/R +24VDC (BROWN-V)
- 14 - CH.1 T/R +24VDC (BROWN-V)
- 15 - CH.2 T/R SHIELD (BARE)
- 16 - CH.2 T/R SHIELD (BARE)
- 17 - BI-1746 +24VDC
- 18 - BI-1746 0VDC

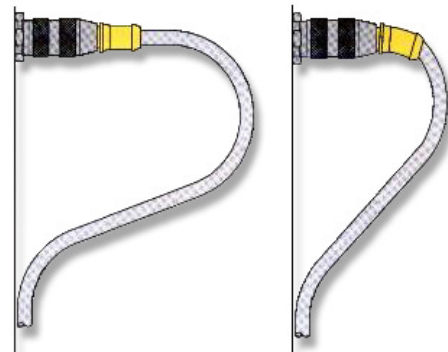
COLOR CODE REFERS TO ONLY BALOGH CABLING

Cabling And Accessories (SOLD SEPERATELY)

Transceiver Cable - SEF/ST/**
Standard Cable Lengths are 2, 5m, 25, 50, 75, 100ft

** Indicates Cable Length Please Contact Balogh for other cable lengths.

Only Hand Tighten Cables
Correct **Incorrect**

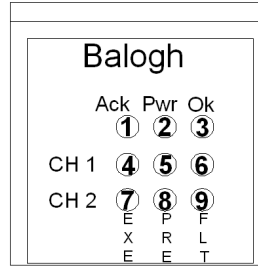


Bend radius 3 x cable diameter

Technical Information

- Mounts Directly in SLC-500 Rack
- 2 Transceiver Channels
- 2 Serial Connections
- Operating Temperature 0° to 50° C
- Weight - 750 Grams
- 24 VDC (± 2%)
- Consumes 200 mA of current (without transceivers) 350 mA (w/Transceivers)

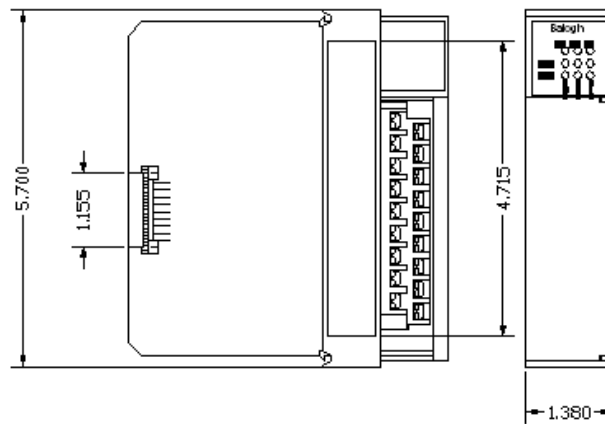
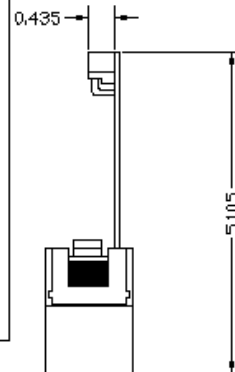
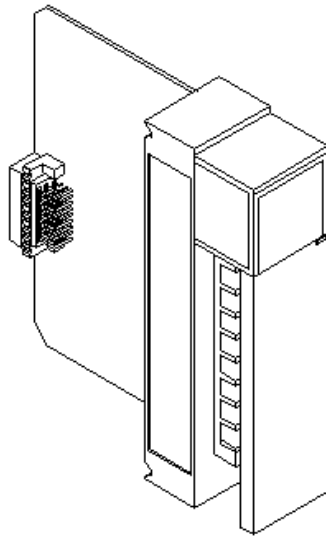
Status LED'S



- 1 - ACK = STATUS OF USER SERIAL PORT
- 2 - POWER
- 3 - OK = STATUS OF MODULE
- 4 - CH.1 EXECUTION
- 5 - CH.1 TAG PRESENCE
- 6 - CH.1 FAULT
- 7 - CH.2 EXECUTION
- 8 - CH.2 TAG PRESENCE
- 9 - CH.2 FAULT

Dimensional Drawing

ISOMETRIC VIEW



Drawing For: 03-1746
 Date: 05/17/06
 Scale: 1:1