



BIDN/** DeviceNet® Interface

RFID DeviceNet Interface

Industrial Product Range



Key For Tag Suffix

Suffix	Tag Series Description
X	OMX High Speed Industrial R/W Tag Series
E	GIE Industrial R/W Enhanced Speed Tag Series
A	OMA Industrial R/W Tag Series
F	OF Read-Only 7 Byte Industrial Tag Series
L	OLR Long Range 2 Byte Read-Only Industrial Tag
P	OP Light Industrial R/W Tag Series
FC	TAF High Speed R/W Light Industrial Tag Series
IC	TAI Light Industrial R/W Tag Series

Ordering Information

When assembling your part number, please include the corresponding tag suffix.

Example: BIDN/XX. - OMX High Speed Industrial R/W Tag Series. (Cables and Connectors Sold Separately)

Characteristics

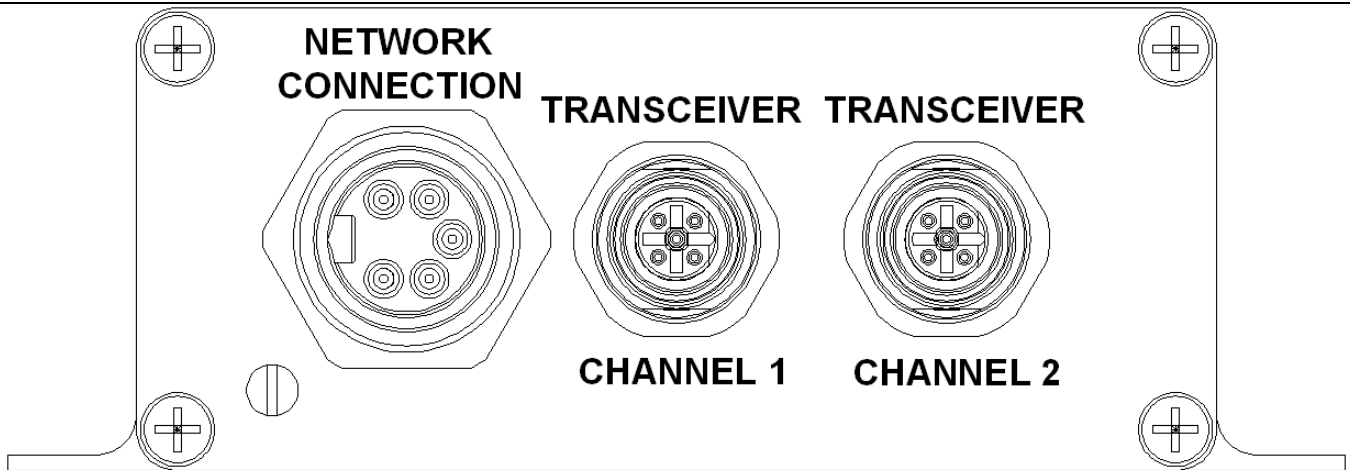
The BALOGH BIDN meets the needs required for today's network flexibility. It is also compatible with existing network devices such as I/O, push button, motion controls, motor starters, photo cells, limit switches, etc. The BIDN Control Interface has Multi-Drop capability. This allows a connection scheme of multiple BIDN interface units on a DeviceNet® network.

Each BIDN has dual channel capability. Two transceivers can be connected to each BIDN each functions independently and simultaneously of each other. The BIDN small footprint provides ease of mounting (150mm x 130mm x 45mm) with an IP-65 rated metallic enclosure and quick connect wiring, it provides field mounting, durability, and reduces wiring costs.

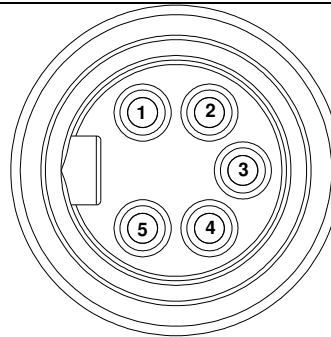
Features:

- Automatic Self Test on Power up
- Status LED's
- Small Footprint
- Does not require external power supply
- Selectable data transfer rates
- Simple Command Set

Installation Information/Cable Pin Outs

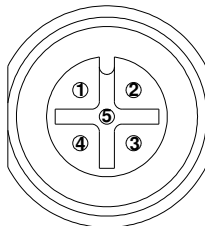


COLOR CODE REFERS TO ONLY BALOGH CABLING



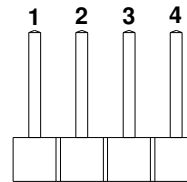
- 1 - SHIELD
- 2 - RED (+VOLTAGE)
- 3 - BLACK (- VOLTAGE)
- 4 - WHITE (CAN_H)
- 5 - BLUE (CAN_L)

DeviceNet®



- 1 - +24VDC POWER (BROWN-V)
- 2 - INPUT (WHITE-S)
- 3 - OUTPUT (BLUE-E)
- 4 - 0VDC (BLACK-O)
- 5 - SHIELD

Transceiver Channel 1&2



- 1 - TX
- 2 - RX
- 3 - SIGNAL GROUND
- 4 - NOT USED
(LOCATED BEHIND LED LID)

CONFIGURATION/RS-232

Cabling And Accessories (SOLD SEPERATELY)

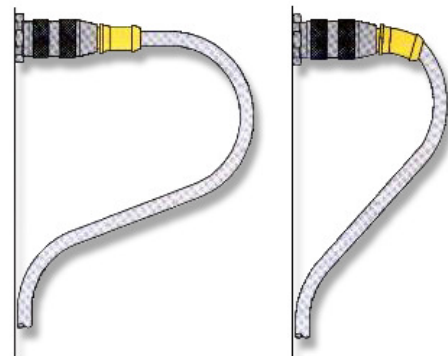
Network Cable – CONTACT A DeviceNet® CABLE PROVIDER

Transceiver Cable – MF/EXT/** (LENGTHS ARE IN METERS)
Standard Cable Lengths are 2, 5, 10, 15, 20, 25, 30, 35m

Configuration Cable - BIDN FCB/**
Standard Cable Length is 2m

** Indicates Cable Length Please Contact Balogh for other cable lengths.

Only Hand Tighten Cables
Correct Incorrect



Bend radius 3 x cable diameter

Technical Information

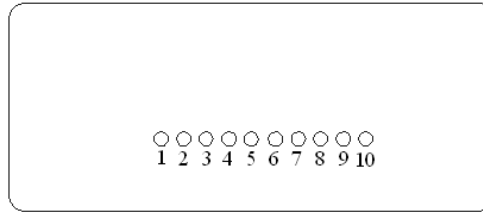
- 2 Transceiver Channels
- 1 DeviceNet[®] Connection
- Operating Temperature 0° to 50° C
- Weight - 750 Grams
- Requires 24 VDC (+/- 1%) over DeviceNet[®] trunk line. (Ripple, 2%)
- Consumes 50 mA of power (without transceivers) 350mA (w/Transceivers)

BIDN Dip Switches

MSB		Node Address						LSB	
1	2	3	4	5	6	7	8		
OFF	OFF	OFF	OFF	OFF	OFF	N/A	N/A	00	
ON	ON	ON	ON	ON	ON	N/A	N/A	63	

MSB		Baud Rate						LSB	
N/A	N/A	N/A	N/A	N/A	N/A	OFF	OFF	125	
N/A	N/A	N/A	N/A	N/A	N/A	OFF	ON	250	
N/A	N/A	N/A	N/A	N/A	N/A	ON	OFF	500	

Status LED'S



- 1 - MODULE STATUS
- 2 - NETWORK STATUS
- 3 - NOT USED
- 4 - CH2 OP. IN PROGRESS
- 5 - CH2 TAG PRESENT
- 6 - CH2 FAULT
- 7 - CH1 OP. IN PROGRESS
- 8 - CH1 TAG PRESENT
- 9 - CH1 FAULT
- 10 - 24 VDC POWER

Dip Switches/Configuration Port Located Behind LED Cover

Dimensional Drawing

